

FLYBRIDGE LINE & COUPÉ LINE



550 | 500 | 450 | 420 | 550S | 500S | 450S | 420S

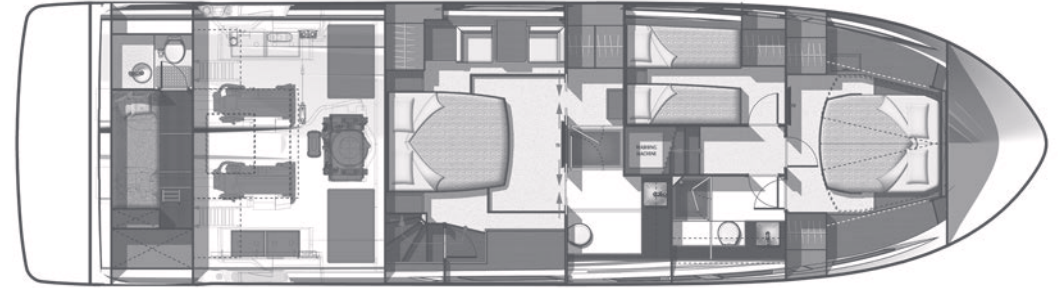
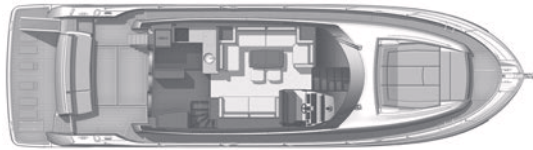
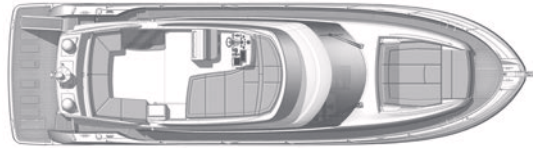
INVENTARIO AL 1 LUGLIO 2014
INVENTORY EFFECTIVE ON 1ST JULY 2014

PRESTIGE®

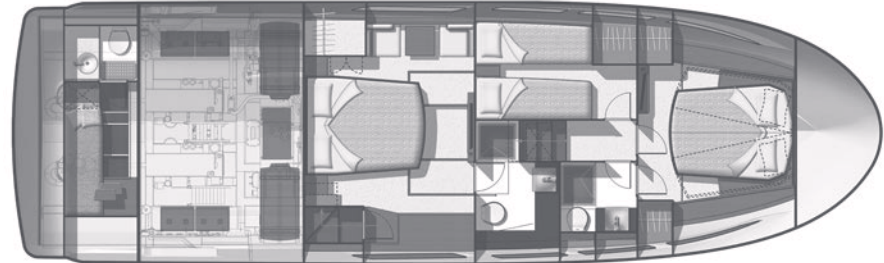
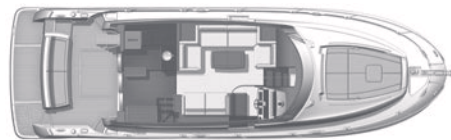
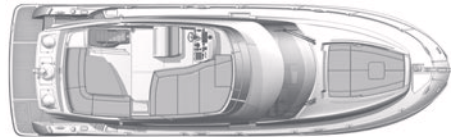
— LUXURY MOTOR YACHTS —

PRESTIGE FLYBRIDGE LINE

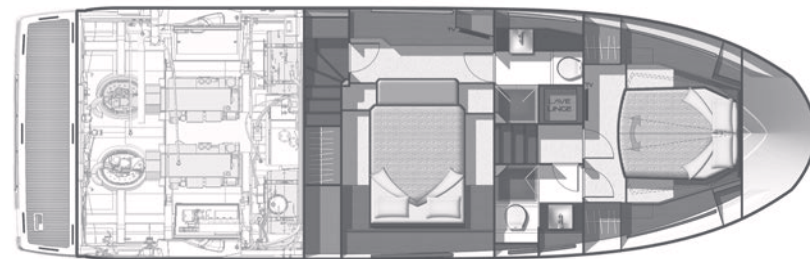


PRESTIGE 550



PRESTIGE 500



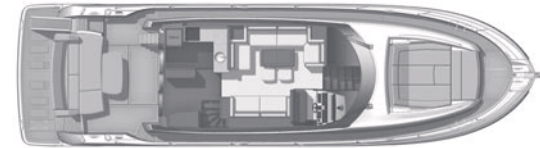

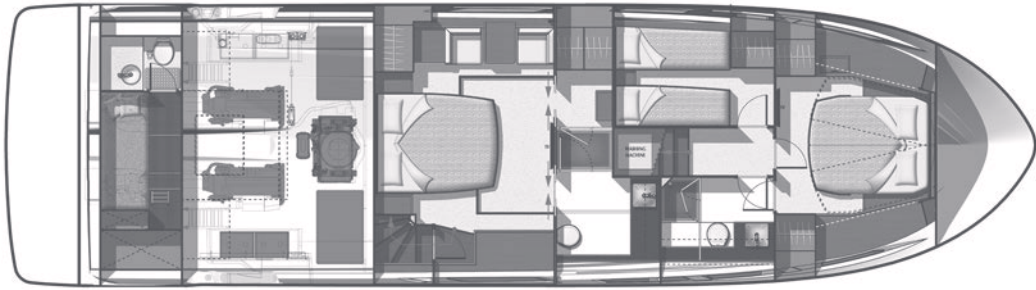
PRESTIGE 450




PRESTIGE 420



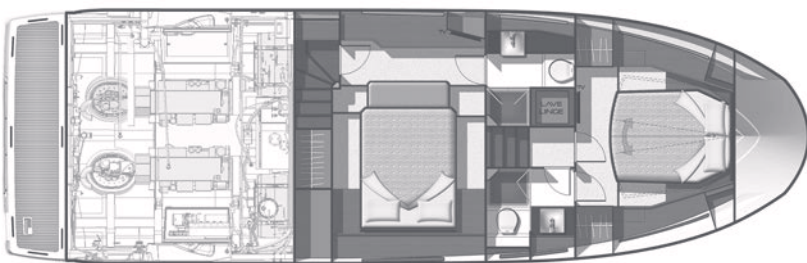
PRESTIGE COUPÉ LINE



PRESTIGE 550S



PRESTIGE 500S



PRESTIGE 450S



PRESTIGE 420S



CARACTERÍSTICAS	SPECIFICATIONS	FLYBRIDGE				COUPÉ			
		550	500	450	NEW 420	550S	500S	450S	NEW 420S
									PROVVISORIO
Lunghezza fuori tutto	Overall length	17,92 m / 58'8"	15,20 m* / 49'1"	13,96 m / 45'9"	12,64 m / 41'6"	17,92 m / 58'8"	15,20 m / 49'1"	13,96 m / 45'9"	12,64 m / 41'6"
Lunghezza scafo	Hull length	16,06 m / 52'8"	14,92 m / 48'11"	12,56 m / 41' 2"	11,32 m / 37'2"	16,06 m / 52'8"	14,92 m / 48'11"	12,56 m / 41' 2"	11,32 m / 37'2"
Baglio massimo	Overall beam	4,79 m / 15'7"	4,50 m / 14'9"	4,30 m / 14' 1"	3,97 m / 13'	4,79 m / 15'7"	4,50 m / 14'9"	4,30 m / 14' 1"	3,97 m / 13'
Pescaggio	Draft	1,17 m / 3'8"	1,05 m / 3'5"	1,05 m / 3'5"	0,79 m / 2'7"	1,17 m / 3'8"	1,02 m / 3'4"	1,05 m / 3'5"	0,79 m / 2'7"
Altezza dalla linea di galleggiamento	Air Draft	5,90 m / 19'4"	5,23 m / 17'1"	5,35 m / 17'6"	4,83 m / 15'10"	5,55 m / 18'2"	4,79 m / 15'8"	4,73 m / 15'6"	4,49 m / 14'9"
Dislocamento leggero	Displacement	17 700 kg / 39 021 Lbs	14 100 kg / 30 080 Lbs	11 332 kg / 24 983 Lbs	9 516 kg / 20 979 Lbs	17 450 kg / 38 470 Lbs	13 500 kg / 29 750 Lbs	11 000 kg / 24 251 Lbs	9 216 kg / 20 317 Lbs
Dislocamento a piena carga	Full load displacement	24 010 kg / 53 131 Lbs	19 862 kg / 43 788 Lbs	16 000 kg / 35 274 Lbs	13 592 kg / 29 965 Lbs	23 640 kg / 52 117 Lbs	18 200 kg / 40 120 Lbs	15 700 kg / 34 613 Lbs	12 992 kg / 28 642 Lbs
Deadrise at poppa	Deadrise at transom	16°	17°	17°	16°	16°	17°	17°	16°
Maxi velocità prevista	Max speed expected	30	29	32	31	31	30	33	33
Scafo velocità prevista	Cruising speed expected	24	24	24	24	25	25	25	24
Autonomia a velocità massima (NM)	Range at full speed (NM)	280	230	220	190 / 230	280	230	220	190 / 230
Autonomia a velocità di crociera (NM)	Range at cruising speed (NM)	280	250	230	210 / 250	280	250	230	210 / 250
Capacidad de carburante	Fuel capacity	2 200 L / 581 US gal	2 x 650 L / 2 x 172 US gal	1 200 L / 317 US gal	800 / 1 100 L 211 / 290 US gal	2 200 L / 581 US gal	2 x 650 L / 2 x 172 US gal	1 200 L / 317 US gal	800 / 1 100 L 211 / 290 US gal
Capacità acqua	Water capacity	800 L / 211 US gal	2 x 318 L / 2 x 84 US gal	520 L / 138 US gal	400 L / 105 US gal	800 L / 211 US gal	2 x 318 L / 2 x 84 US gal	520 L / 138 US gal	400 L / 105 US gal
Capacità acqua calda	Hot boiler capacity	60L / 16 US gal	60L / 16 US gal	40L / 10 US gal	40L / 10 US gal	60L / 16 US gal	60L / 16 US gal	40L / 10 US gal	40L / 10 US gal
Serbatoio acque nere	Holding tank capacity	120 L / 32 US gal	120 L / 32 US gal	120 L / 32 US gal	120 L / 32 US gal	120 L / 32 US gal	120 L / 32 US gal	120 L / 32 US gal	120 L / 32 US gal
Capacità frigorifero 6°C / -18°C	Fridge capacities 6°C / -18°C	173 L / 40 L 46 / 11 US gal	173 L / 40 L 46 / 11 US gal	173 L / 40 L 46 / 11 US gal	173 L / 40 L 46 / 11 US gal	173 L / 40 L 46 / 11 US gal	173 L / 40 L 46 / 11 US gal	173 L / 40 L 46 / 11 US gal	173 L / 40 L 46 / 11 US gal
Dimensioni del garage	Tender garage size	-	2,85 m x 1,65 m	-	-	-	2,85 m x 1,65 m	-	-
Carico massimo in garage	Max load in garage tender	-	350 kg	-	-	-	350 kg	-	-
Cabine	Cabins	3 + Skipper	3	2	2	3 + Skipper	3	2	2
Posti letto	Berths	6+1	6+1	6	6	6+1	6	6	6
Categoria	Category	B-12 / C-14	B-12 / C-14	B-10 / C-12	B-9 / C-11	B-12 / C-14	B-12 / C-14	B-10/C-12	In corso / In progress
Architetti	Designers	J&J Design JP Concepts Garroni Design	J&J Design JP Concepts Garroni Design	Prestige Engineering Dpt / JP Concepts / Garroni Design	J&J Design JP Concepts Garroni Design	J&J Design JP Concepts Garroni Design	J&J Design JP Concepts Garroni Design	Prestige Engineering Dpt / JP Concepts / Garroni Design	J&J Design JP Concepts Garroni Design

SPECIFICATIONS	SPECIFICATIONS	FLYBRIDGE				COUPÉ			
		550	500	450	NEW 420	550S	500S	450S	NEW 420S
					PROVVISORIO				PROVVISORIO
MOTORIZZAZIONE	ENGINE								
VOLVO 2 x IPS 400 - D4 - 300 CV	VOLVO 2 x IPS 400 - D4-300 CV / HP				■				■
VOLVO 2 x IPS 500 - D6 - 370 CV	VOLVO 2 x IPS 500 - D6 - 370 CV / HP	-	-	■	□	-	-	■	□
VOLVO 2x IPS 600 - D6 - 435 CV	VOLVO 2x IPS 600 - D6 - 435 CV / HP	-	■	□	-	-	■	□	-
CUMMINS 2 x QSC 8.3 600 CV ZEUS	CUMMINS 2 x QSC 8.3 600 CV / HP	■	-	-	-	■	-	-	-
SPORT-TOP	SPORT-TOP								
Sport top con tetto apribile elettrico	Sport-top including opening electric roof	-	-	-	-	■	■	■	■
NAVIGAZIONE - SICUREZZA	NAVIGATION - SAFETY								
Comandi elettrici motore	Engine electric control	■	■	■	■	■	■	■	■
Single lever control + cruise control	Single lever control + cruise control	-	□	□	□	-	□	□	□
Joystick di direzione per IPS	Joystick system for IPS	-	■	■	□	-	■	■	□
Joystick di direzione per ZEUS	Joystick system for ZEUS	■	-	-	-	■	-	-	-
Posizionamento dinamico	Active positioning system	■	□	-	-	■	□	-	-
Comandi motore nel pozzetto	Cockpit Joystick engine control	□	□	□	□	□	□	□	□
Proiettori sottomarini	Sub-marine hull light	□	□	□	□	□	□	□	□
Verricello elettrico	Electric windlass	■	■	■	■	■	■	■	■
Tromba	Horn	■	■	■	■	■	■	■	■
Faro proiettore sul ponte	Search light	■	□	□	□	■	□	□	□
Sistema di disappannamento del parabrezza	Windscreen defogger	■	■	■	■	■	■	■	■
Flap elettrici	Electrics trim tabs	■	□	□	□		□	□	□
Flap elettrici automatici	Automatic electrics trim tabs	■	-	-	-	■	-	-	-
Elica di prua 7 cv	Bow thruster 7 hp	-	-	PREFERENCE	□	-	-	PREFERENCE	□
Elica di prua 10 cv	Bow thruster 10 hp	PREFERENCE	PREFERENCE	-	-	PREFERENCE	PREFERENCE	-	-
Pack elettronico Raymarine	Electronic pack Raymarine	□	□	□	□	□	□	□	□
Videocamera Raymarine per piattaforma poppiera	Raymarine Camera for aft platform	□	□	□	□	□	□	□	□
Videocamera Raymarine per sala macchine	Raymarine engine monitoring camera	□	□	-	-	□	□	-	-
Ricevitore AIS 650 Raymarine	Raymarine 650 AIS Receiver	□	□	□	-	□	□	□	-
260E -AIS Raymarine VHF	260E -AIS Raymarine VHF station	□	□	□	□	□	□	□	□
ATTREZZATURE PONTE	DECK EQUIPMENT								
Musone di prua con posto ancora	Stem fitting with anchor station	■	■	■	■	■	■	■	■
Protezione prua inox	Stainless steel bow protector	□	□	□	□	□	□	□	□
Verricello elettrico per ormeggio laterale a poppa	Aft one side mooring electric windlass	PREFERENCE	PREFERENCE	-	-	PREFERENCE	PREFERENCE	-	-
Secondo verricello elettrico	Second mooring windlass	□	□	-	-	□	□	-	-
ringhiera di collocamento all'acqua + argano	Launch rollers + tender winch	-	□ (garage)	-	-	-	□	-	-
Kit ormeggio	Mooring kit	□	□	□	□	□	□	□	□
Kit ancoraggio	Anchoring kit	□	□	□	□	□	□	□	□
Gavone per zattera di salvataggio	Lift raft storage	■	■	■	■	■	■	■	■
Supporto parabordi sul pulpito	Fenders storage on pulpit	□	□	□	□	□	□	□	□
Tender garage per Williams 285 LP * *: Parzialmente sgonfio	Tender garage for Williams 285 LP* *: Partially deflated	-	□	-	-	-	■	-	-

SPECIFICATIONS	SPECIFICATIONS	FLYBRIDGE				COUPÉ			
		550	500	450	NEW 420	550S	500S	450S	NEW 420S
					PROVVISORIO				PROVVISORIO
FLYBRIDGE	FLYBRIDGE								
Pulpiti di protezione inox	Stainless steel pulpit	■	■	■	■	■	-	-	-
Sedile posto guida	Pilot station bench	■	■	■	-	-	-	-	-
Sedile pilota	Pilot seat	-	-	-	■	-	-	-	-
Salone del flybridge	Flyingbridge saloon	■	■	■	■	-	-	-	-
Teck sul pavimento nel flyingbridge	Teak floor on Flying bridge	□	□	□	-	-	-	-	-
Tavolo del flybridge	Flyingbridge table	■	■	■	■	-	-	-	-
Prendisole sul flybridge	Flyingbridge sundeck mattress	■	■	■	■	■	-	-	-
Bimini sul flybridge	Flyingbridge bimini	□	□	□	□	□	-	-	-
Copertura in tela per flybridge	Flyingbridge cover	□	□	□	□	□	-	-	-
Set coperture di protezione sul flybridge (Quadrato, posto guida, prendisole)	Set of Flyingbridge covers (saloon, wheelstation bench, sundeck mattres)	□	□	□	□	-	-	-	-
Lavello	Sink	■	■	□	□	-	-	-	-
Frigorifero	Fridge	■	■	□	□	-	-	-	-
Grill	Grill	■	■	□	□	-	-	-	-
COMFORT ESTERNO	EXTERIOR COMFORT								
Cuscini prendisole a prua	Cushion for forward sun mattress	PREFERENCE	PREFERENCE	PREFERENCE	EXCELLENCE	PREFERENCE	PREFERENCE	PREFERENCE	-
Copertura di protezione per uscini prendisole a prua	Forward sun mattress cover	PREFERENCE	PREFERENCE	PREFERENCE	PREFERENCE	PREFERENCE	PREFERENCE	PREFERENCE	PREFERENCE
Canopi a prua	Front deck canopi	□	□	-	-	□	□	-	-
Quadrato del pozzetto trasformabile in prendisole	Cockpit saloon transformable into sun mattress	□	□	□	-	■	■	-	-
Panca pozzetto Classic	Classic cockpit bench	■	■	■	■	■	-	■	□
Panca pozzetto Relax.	Relax cockpit bench.	□	-	-	-	□	-	-	-
Copertura di protezione per divano pozzetto	Protection for cockpit sofa	■	PREFERENCE	EXCELLENCE	PREFERENCE	■	PREFERENCE	PREFERENCE	PREFERENCE
Copertura pozzetto	Cockpit cover	□	-	□	□	□	-	-	-
Illuminazione pozzetto	Cockpit lights	■	■	■	■	■	□	■	■
Courtesy light per passavanti	Courtesy led lights on sideways	■	-	-	-	■	-	-	-
Chiusura di poppa del pozzetto	Cockpit aft closing	□	□	□	-	□	-	-	-
Bimini retrattile nel pozzetto	Cockpit electrical sun awning	□	□	□	□	□	□	□	-
Passavanti in teak	Teak side decks	□	□	□	-	□	□	□	-
Pavimento pozzetto in teck	Teak cockpit floor	■	■	■	PREFERENCE	■	■	■	PREFERENCE
Piattaforma poppiera in teck	Teak on aft platform	■	■	■	PREFERENCE	■	■	■	PREFERENCE
Gradini della scala del fly rivestiti in teck	Teak on fly steps	-	■	■	■	■	-	-	-
Tavolo del pozzetto in teak + copertura	Teak cockpit table + cover	□	□	□	□	□	■	□	□
Passerella idraulica 150 kg	Hydraulic gangway 150 kg	□	-	-	□	-	-	□	□
Pasarela idraulica pivotante 250 kg	Swivelling hydraulic gangway 250kg	-	□	-	-	-	-	-	-
Passerella idraulica 200 kg	Hydraulic gangway 200 kg	□	-	-	-	-	□	-	-
Piattaforma poppiera con scaletta bagno integrata	Swimming platform including swimm ladder	■	■	■	■	■	□	□	□
Piattaforma idraulica	Hydraulic bathing plateform	□ (360 kg)	□ (300 kg)	□ (230 kg)	□ (150 kg)	□ (360 kg)	-	□ (230 kg)	□ (150 kg)

SPECIFICATIONS	SPECIFICATIONS	FLYBRIDGE				COUPÉ			
		550	500	450	NEW 420	550S	500S	450S	NEW 420S
					PROVVISORIO				PROVVISORIO
Pompa elettrica per lavaggio ponte	Electrical sea pump for deck washing	<input type="checkbox"/>	<input type="checkbox"/>	<input type="checkbox"/>	<input type="checkbox"/>	<input type="checkbox"/>	<input type="checkbox"/>	<input type="checkbox"/>	<input type="checkbox"/>
Presa d'ingresso acqua dalla banchina	Water supply from shore connector	EXCELLENCE	EXCELLENCE	EXCELLENCE	-	EXCELLENCE	EXCELLENCE	EXCELLENCE	-
Compressore per tender	Inflator for dinghy	<input type="checkbox"/>	<input type="checkbox"/>	<input type="checkbox"/>	-	<input type="checkbox"/>	<input type="checkbox"/>	<input type="checkbox"/>	-
COMFORT INTERNO	INTERIOR COMFORT								
Presse 12 V	Entlet 12 V	5	4	3	3	4	4	3	3
Lavatrice (6kg)+ asciugatrice (4kg)	Washing machine (6kg) / dryer (4kg)	<input type="checkbox"/>	<input type="checkbox"/>	<input type="checkbox"/>	-	<input type="checkbox"/>	<input type="checkbox"/>	<input type="checkbox"/>	-
Radio laser nel quadrato	CD-MP3 player in saloon	■	■	■	■	■	■	■	■
TV 24" schermo LED nel salone + Lettore DVD - MP3 - Radio + BOSE "acoustimass 3"	LED 24" TV in the saloon + Radio - MP3 - DVD player + BOSE "acoustimass 3" system	-	PREFERENCE	<input type="checkbox"/>	EXCELLENCE	-	PREFERENCE	EXCELLENCE	EXCELLENCE
TV LED 32" + Lettore DVD + BOSE ACOUSTIMASS 3 nel quadrato	LED TV 32"+ DVD player + ACOUSTIMASS 3 BOSE audio system in the saloon	PREFERENCE	-	-	-	PREFERENCE	-	-	-
TV 22" schermo LED + lettore DVD - MP3 nella cabina a prua	LED 22" TV + DVD player - MP3 in the forward cabin	<input type="checkbox"/>	<input type="checkbox"/>	<input type="checkbox"/>	<input type="checkbox"/>	<input type="checkbox"/>	<input type="checkbox"/>	<input type="checkbox"/>	<input type="checkbox"/>
TV 24" schermo LCD + lettore DVD - MP3 nella cabina a poppa	LED 24" TV + DVD player - MP3 in the aft cabin	<input type="checkbox"/>	<input type="checkbox"/>	<input type="checkbox"/>	-	<input type="checkbox"/>	<input type="checkbox"/>	<input type="checkbox"/>	-
BOSE "Acoustimass 3" nella cabina a poppa	BOSE "Acoustimass 3" system in the aft cabin	<input type="checkbox"/>	<input type="checkbox"/>	<input type="checkbox"/>	-	<input type="checkbox"/>	<input type="checkbox"/>	<input type="checkbox"/>	-
Riscaldamento (nel quadrato, cabine, bagno	Saloon, cabins, bathroom EBERSPACHER water heating system	<input type="checkbox"/>	<input type="checkbox"/>	<input type="checkbox"/>	-	<input type="checkbox"/>	<input type="checkbox"/>	<input type="checkbox"/>	-
Riscaldamento ad aria compressa quadrato/cabina	Saloon/cabin push air heating system	-	-	-	<input type="checkbox"/>	-	-	-	<input type="checkbox"/>
Aria condizionata 32000 BTU reversibile	Air conditioning 32000 BTU reversibile	-	-	-	<input type="checkbox"/>	-	-	-	<input type="checkbox"/>
Aria condizionata 36000 BTU reversibile	Air conditioning 36000 BTU reversibile	-	-	-	<input type="checkbox"/>	-	-	-	<input type="checkbox"/>
Aria condizionata 42000 BTU reversibile	Chilled water air conditioning 42000 BTU reversibile	-	-	<input type="checkbox"/>	-	-	-	<input type="checkbox"/>	-
Aria condizionata 49000 BTU reversibile	Chilled water air conditioning 49000 BTU reversibile	-	<input type="checkbox"/>	-	-	-	<input type="checkbox"/>	-	-
Aria condizionata tropicale 54000 BTU reversibile	Chilled water air conditioning tropical 54 000 BTU reversibile	-	-	<input type="checkbox"/>	-	-	-	<input type="checkbox"/>	-
Aria condizionata 59000 BTU reversibile	Chilled water air conditioning 59 000 BTU reversibile	<input type="checkbox"/>	-	-	-	<input type="checkbox"/>	-	-	-
Aria condizionata tropicale 60000 BTU reversibile	Chilled water air conditioning tropical 60 000 BTU reversibile	-	<input type="checkbox"/>	-	-	-	<input type="checkbox"/>	-	-
Aria condizionata tropicale 84000 BTU reversibile	Chilled water air conditioning tropical 84 000 BTU reversibile	<input type="checkbox"/>	-	-	-	<input type="checkbox"/>	-	-	-
QUADRATO	SALOON								
Tavolo del salone in legno verniciato su base inox	Varnished saloon table on stainless steel foot	■	■	■	■	■	■	■	■
Quadrato trasformabile in letto matrimoniale	Saloon removable into double berth	-	-	EXCELLENCE	<input type="checkbox"/>	-	-	<input type="checkbox"/>	<input type="checkbox"/>
Tende per quadrato, cabine, bagni	Windows blinds for all windows	■	■	■	■	■	■	■	■

SPECIFICATIONS	SPECIFICATIONS	FLYBRIDGE				COUPÉ			
		550	500	450	NEW 420	550S	500S	450S	NEW 420S
					PROVVISORIO				PROVVISORIO
Tende elettriche	Electric windows blinds	☐	☐	☐	-	☐	☐	-	-
Set moquette amovibili	Removable carpet set	■	■	-	■	■	■	■	■
Pavimento di legno	Wooden floor	☐	☐	☐	☐	☐	☐	☐	☐
CABINE	CABINS	3 + 1	3	2	2	3 + 1	3	2	2
CABINA A PRUA	FORWARD CABIN								
Letto matrimoniale	Double berth	2,00 m x 1,80 m	2,00 m x 1,80 m	2,00 m x 1,50 m	2,00 m x 1,50 m	2,00 m x 1,80 m	2,00 m x 1,60 m	2,00 m x 1,50 m	2,00 m x 1,50 m
Letto matrimoniale trasformabile in 2 letti singoli	Double berth convertible into 2 single berths	2 x (2,00m x 0,90m)	2 x (2,00m x 0,90m)	■	-	2 x (2,00m x 0,90m)	2 x (2,00m x 0,80m)	■	-
Rete a doghe	Mattress battens	EXCELLENCE	EXCELLENCE	☐	-	EXCELLENCE	EXCELLENCE	☐	-
Coprietto "Diamond luxe"	"Diamond luxe" bedspreads	☐	☐	☐	☐	☐	☐	☐	☐
Cassaforte	Safe	☐	☐	☐	☐	☐	☐	☐	☐
Set moquette amovibili	Removable carpet set	■	■	■	■	■	■	■	■
CABINA A POPPA	AFT CABIN								
Letto matrimoniale	Double berth	2,00 m x 1,60 m	2,00 m x 1,60 m	2,00 m x 1,50 m	2,00 m x 1,75 m	2,00 m x 1,60 m	2,00 m x 1,60 m	2,00 m x 1,50 m	2,00 m x 1,75 m
2 letti singoli trasformabili in letto matrimoniale	2 single berths transformable into double berth	-	-	-	■	-	-	-	■
Rete a doghe	Mattress battens	EXCELLENCE	EXCELLENCE	☐	-	EXCELLENCE	EXCELLENCE	☐	-
Coprietto "Diamond luxe"	"Diamond luxe" bedspreads	■	■	■	☐	■	■	■	☐
Set moquette amovibili	Removable carpet set	■	■	■	■	■	■	■	■
3a CABINA	3rd CABIN	■	■	-	-	■	■	-	-
2 letti singoli trasformabili in letto matrimoniale	2 single berths convertible in double berth	■	■	-	-	■	■	-	-
Coprietto "Diamond luxe"	"Diamond luxe" bedspreads	☐	☐	-	-	☐	☐	-	-
Set moquette amovibili	Removable carpet set	■	■	-	-	■	■	-	-
CABINA MARINAIO	CREW CABIN	■	☐	-	-	■	☐	-	-
Letto singolo	Single berth	■	☐	-	-	■	☐	-	-
Angolo toilette	Separated headroom	■	☐	-	-	■	☐	-	-
lavandino, doccia	Sink, shower	-	-	-	-	■	☐	-	-
WC marino	Marin toilet	■	☐	-	-	■	☐	-	-
Serbatoio acque nere	Holding tank	■	☐	-	-	■	☐	-	-
Riscaldamento	EBERSPACHER water heating system	☐	☐	-	-	☐	☐	-	-
Aria condizionata reversibile	Air conditionning reversible	☐	☐	-	-	☐	☐	-	-
CUCINA	GALLEY								
Lavelli inox	Stainless steel sinks	1	1	1	1	1	1	1	1
Forno a gas	Gaz oven	-	-	-	■	-	-	■	■
Combo microonde-grill	Combo Microwave-grill	■	■	☐	☐	■	■	☐	☐
Scaldabagno	Hot water heater	■	■	■	■	■	■	■	■
Cucina a gas	Gaz burner	■	■	■	■	■	■	■	■
Piano cottura in vitroceramica	Vitroc ceramic cooktop	-	-	☐	EXCELLENCE	-	-	EXCELLENCE	EXCELLENCE
Piano cottura induzione	Induction cooktop	PREFERENCE	EXCELLENCE	-	-	PREFERENCE	EXCELLENCE	-	-
Frigorifero	Fridge	■	■	■	■	■	■	■	■

SPECIFICATIONS	SPECIFICATIONS	FLYBRIDGE				COUPÉ			
		550	500	450	NEW 420	550S	500S	450S	NEW 420S
					PROVVISORIO				PROVVISORIO
Lavastoviglie	Dish washing machine	<input type="checkbox"/>	<input type="checkbox"/>	<input type="checkbox"/>	<input type="checkbox"/>	<input type="checkbox"/>	<input type="checkbox"/>	<input type="checkbox"/>	<input type="checkbox"/>
Cappa elettrica	Cooker hood	■	■	-	-	■	■	-	-
Macchina per il ghiaccio	Ice maker	<input type="checkbox"/>	<input type="checkbox"/>	<input type="checkbox"/>	-	<input type="checkbox"/>	<input type="checkbox"/>	<input type="checkbox"/>	-
BAGNO	WASHROOM								
Bagni	Washrooms	2 o 3	2	2	2	2 o 3	2	2	2
Doccia	Separated shower	■	■	2	2	■	■	2	2
WC manuale	Manual toilet	-	-	-	■	-	-	-	■
WC elettrici in acqua dolce	Electric toilets on freshwater	■	■	■	PREFERENCE	■	■	■	PREFERENCE
Serbatoio acque nere	Holding tank	■	■	■	■	■	■	■	■
CIRCUITO ELETTRICO	ELECTRICAL SYSTEM								
Parco batterie - Motore	Battery bank - Engine	8	4	2	2	8	4	2	2
Parco batterie - Comfort a bordo	Battery bank - Comfort on board	6	4	4	4	6	4	4	4
Presa da banchina 220 V	220V shore power fitting	■	■	■	■	■	■	■	■
Caricabatterie 40 A	Battery charger 40 A	-	-	■	■	-	-	■	■
Caricabatterie 50 A	Battery charger 50 A	-	-	-	-	-	-	-	-
Caricabatterie 60 A	Battery charger 60 A	■	■	-	-	■	■	-	-
Convertitore 700W - 230V	Inverter 700W - 230V	PREFERENCE	PREFERENCE	<input type="checkbox"/>	<input type="checkbox"/>	PREFERENCE	PREFERENCE	<input type="checkbox"/>	<input type="checkbox"/>
Convertitore 2000W - 230V	Inverter 2000W - 230V	<input type="checkbox"/>	<input type="checkbox"/>	<input type="checkbox"/>	<input type="checkbox"/>	<input type="checkbox"/>	<input type="checkbox"/>	<input type="checkbox"/>	<input type="checkbox"/>
Gruppo elettrogeno 7,5 kVA - 3000 TRS	Generator 7,5 kVA 3000 TRS	-	-	-	<input type="checkbox"/>	-	-	-	-
Gruppo elettrogeno 9 kVA - 1500 TRS	Generator 9 kVA 1500 TRS	-	-	<input type="checkbox"/>	-	-	-	-	-
Gruppo elettrogeno 11 kVA	Generator 11 kVA	PREFERENCE	EXCELLENCE	<input type="checkbox"/>	-	PREFERENCE	EXCELLENCE	<input type="checkbox"/>	-
Gruppo elettrogeno 17.5 kVA	Generator 17.5 kVA	<input type="checkbox"/>	-	-	-	<input type="checkbox"/>	-	-	-
VARIE	MISCELLANEOUS								
Verniciatura dello scafo "champagne"	"Champagne" hull	<input type="checkbox"/>	<input type="checkbox"/>	<input type="checkbox"/>	<input type="checkbox"/>	<input type="checkbox"/>	<input type="checkbox"/>	<input type="checkbox"/>	<input type="checkbox"/>
HEADROOM	HEADROOM								
Quadrato	Saloon	220 cm	220 cm	200 cm	194 cm	220 cm	200/220 cm	200 cm	194 cm
Cucina	Galley	212 cm	234 cm	220 cm	193 cm	212 cm	234 cm	220 cm	193 cm
Cabina a prua	Forward Cabin	195 cm	191 cm	192 cm	192 cm	195 cm	191 cm	192 cm	192 cm
Cabina a poppa	Aft Cabin	200 cm	193 cm	180 cm	187 cm	200 cm	193 cm	180 cm	187 cm
3° cabina	3 rd Cabin	195 cm	196 cm	-	-	195 cm	196 cm	-	-

Prestige 420





Raymarine

PRESTIGE

PRESTIGE

PRESTIGE 420

PRESTIGE®

— LUXURY MOTOR YACHTS —

32 avenue des Sables - CS 30529 - 85505 LES HERBIERS - FRANCE

TEL +33 (0)2 51 64 20 20 - FAX +33 (0)2 51 67 37 65

WWW.PRESTIGE-YACHTS.COM

423 894 310 RCS La Roche sur Yon. Inventaire simplifié. Le présent document n'est pas contractuel et dans un souci constant d'amélioration de nos modèles, nous nous réservons le droit de les modifier sans préavis.

Ce document annule et remplace les documents précédents. Mise à jour Juin 2014.

Technical data according to ISO 9001 (Quality production) and ISO 14001 (Environmental management system). Every efforts as been made to ensure informations are correct at the time of publication.

PRESTIGE YACHTS® reserves the right to make changes without prior notice. Boats shown in this brochure may be fitted with optional equipment. Updated June 2014.